

COUNTY OF SAN DIEGO  
SPECIAL GENERAL ELECTION  
76TH ASSEMBLY DISTRICT  
OCTOBER 3, 1989

76TH ASSEMBLY DISTRICT

	REGISTRATION		TURNOUT		REP		DEM	
	V	T	V	T	%	%	%	%
RANCHO BERNAR 105000	862	306	35.5	196	89.9	22	10.1	
RANCHO BERNAR 105020	759	152	20.0	99	88.4	13	11.6	
RANCHO BERNAR 105040	834	316	37.9	190	86.0	31	14.0	
RANCHO BERNAR 105050	596	101	16.9	60	95.2	3	4.8	
RANCHO BERNAR 105100	571	134	23.5	68	97.1	2	2.9	
RANCHO BERNAR 105110	535	147	27.5	76	87.4	11	12.6	
RANCHO BERNAR 105120	902	222	24.6	129	89.0	16	11.0	
RANCHO BERNAR 105200	522	116	22.2	59	81.9	13	18.1	
RANCHO BERNAR 105380	1,220	192	15.7	105	86.8	16	13.2	
RANCHO BERNAR 105400	842	214	25.4	98	77.2	29	22.8	
RANCHO BERNAR 105410	891	98	11.0	48	76.2	15	23.8	
RANCHO BERNAR 105420	889	121	13.6	72	88.9	9	11.1	
RANCHO BERNAR 105430	728	89	12.2	38	77.6	11	22.4	
RANCHO BERNAR 105450	348	126	36.2	44	95.7	2	4.3	
RHO PENASQUIT 110430	720	39	5.4	13	76.5	4	23.5	
RHO PENASQUIT 110450	1,029	93	9.0	29	65.9	15	34.1	
RHO PENASQUIT 110460	928	73	7.9	40	78.4	11	21.6	
DEL DIOS 435430	327	66	20.2	36	90.0	4	10.0	
VALLEY CENTER 449000	540	92	17.0	31	79.5	8	20.5	
RINCON 450400	270	53	19.6	15	75.0	5	25.0	
RINCON 450430	951	159	16.7	74	90.2	8	9.8	
RINCON 450500	694	120	17.3	39	79.6	10	20.4	
RINCON 450900	388	98	25.3	43	95.6	2	4.4	
RINCON 451000	746	174	23.3	94	93.1	7	6.9	
RINCON 451100	479	120	25.1	49	90.7	5	9.3	
RINCON 451200	658	136	20.7	70	95.9	3	4.1	
RINCON 451300	939	165	17.6	82	95.3	4	4.7	
RINCON 451410	727	155	21.3	81	92.0	7	8.0	
RINCON 451420	344	58	16.9	30	93.8	2	6.3	
RINCON 451800	214	49	22.9	17	94.4	1	5.6	
ESCONDIDO 454600	615	160	26.0	74	82.2	16	17.8	
ESCONDIDO 454610	672	172	25.6	85	86.7	13	13.3	
ESCONDIDO 454620	1,006	258	25.6	147	92.5	12	7.5	
ESCONDIDO 454630	1,054	159	15.1	63	82.9	13	17.1	

COUNTY OF SAN DIEGO  
SPECIAL GENERAL ELECTION  
76TH ASSEMBLY DISTRICT  
OCTOBER 3, 1989

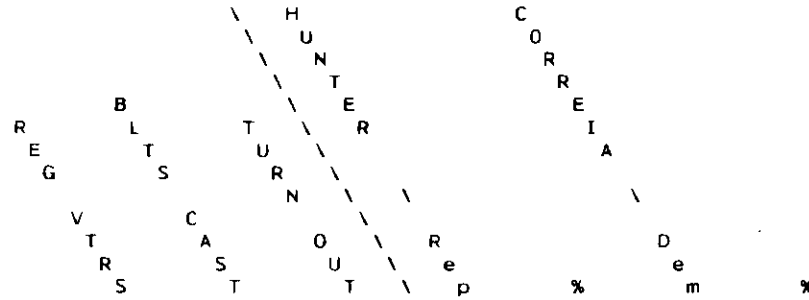
76TH ASSEMBLY DISTRICT

R E G I S T E R E D V O T E R S  
 B L T S T U R N O U T  
 H U N T E R  
 C O R R E I A  
 % e m %

ESCONDIDO	454640	937	257	27.4	149	92.5	12	7.5
ESCONDIDO	454650	507	116	22.9	51	82.3	11	17.7
ESCONDIDO	454660	343	60	17.5	39	95.1	2	4.9
ESCONDIDO	454680	775	158	20.4	71	89.9	8	10.1
ESCONDIDO	454700	747	199	26.6	91	81.3	21	18.8
ESCONDIDO	454710	633	91	14.4	35	81.4	8	18.6
ESCONDIDO	454720	869	146	16.8	50	61.0	32	39.0
ESCONDIDO	454800	882	124	14.1	45	80.4	11	19.6
ESCONDIDO	454900	856	159	18.6	53	81.5	12	18.5
ESCONDIDO	455000	548	92	16.8	22	81.5	5	18.5
ESCONDIDO	455010	886	176	19.9	71	79.8	18	20.2
ESCONDIDO	455020	912	134	14.7	40	81.6	9	18.4
ESCONDIDO	455040	431	75	17.4	40	93.0	3	7.0
ESCONDIDO	455100	814	123	15.1	46	82.1	10	17.9
ESCONDIDO	455200	879	180	20.5	65	77.4	19	22.6
ESCONDIDO	455400	658	124	18.8	42	77.8	12	22.2
ESCONDIDO	455500	607	126	20.8	42	80.8	10	19.2
ESCONDIDO	455600	1,067	146	13.7	49	72.1	19	27.9
ESCONDIDO	455710	833	100	12.0	24	61.5	15	38.5
ESCONDIDO	455800	816	106	13.0	47	79.7	12	20.3
ESCONDIDO	455810	547	69	12.6	24	77.4	7	22.6
ESCONDIDO	456000	679	143	21.1	61	87.1	9	12.9
ESCONDIDO	456100	1,017	113	11.1	40	75.5	13	24.5
ESCONDIDO	456400	1,030	111	10.8	37	61.7	23	38.3
ESCONDIDO	456610	1,043	94	9.0	30	69.8	13	30.2
ESCONDIDO	456800	903	87	9.6	27	64.3	15	35.7
ESCONDIDO	457000	547	128	23.4	39	61.9	24	38.1
ESCONDIDO	457100	677	171	25.3	83	83.0	17	17.0
ESCONDIDO	457170	293	63	21.5	24	100.0		
ESCONDIDO	457200	928	141	15.2	47	64.4	26	35.6
ESCONDIDO	457210	986	196	19.9	64	71.9	25	28.1
ESCONDIDO	457220	969	135	13.9	46	74.2	16	25.8
ESCONDIDO	457270	282	77	27.3	22	78.6	6	21.4
ESCONDIDO	457300	1,079	175	16.2	62	81.6	14	18.4

COUNTY OF SAN DIEGO  
SPECIAL GENERAL ELECTION  
76TH ASSEMBLY DISTRICT  
OCTOBER 3, 1989

76TH ASSEMBLY OISTRICT



		REGISTRATION	VOTERS	TURT	OUT	Rep	Dem	%
ESCONDIDO	457400	947	135	14.3	51	78.5	14	21.5
ESCONDIDO	457700	833	143	17.2	57	85.1	10	14.9
ESCONDIDO	457900	805	146	18.1	47	71.2	19	28.8
ESCONDIDO	458000	551	68	12.3	27	71.1	11	28.9
ESCONDIDO	458100	1,081	115	10.6	44	78.6	12	21.4
ESCONDIDO	458110	482	103	21.4	41	83.7	8	16.3
ESCONDIDO	458200	803	121	15.1	56	87.5	8	12.5
ESCONDIDO	458210	825	150	18.2	55	68.8	25	31.3
ESCONDIDO	458220	590	81	13.7	35	87.5	5	12.5
ESCONDIDO	458230	542	115	21.2	48	80.0	12	20.0
ESCONDIDO	458300	893	206	23.1	82	75.9	26	24.1
ESCONDIDO	458310	409	89	21.8	36	87.8	5	12.2
ESCONDIDO	458500	544	67	12.3	15	55.6	12	44.4
ESCONDIDO	458800	684	130	19.0	50	73.5	18	26.5
ESCONDIDO	459000	711	161	22.6	67	79.8	17	20.2
ESCONDIDO	459110	874	182	20.8	70	86.4	11	13.6
ESCONDIDO	459200	918	188	20.5	78	83.9	15	16.1
ESCONDIDO	459300	1,094	174	15.9	54	66.7	27	33.3
ESCONDIDO	459400	779	110	14.1	52	85.2	9	14.8
ESCONDIDO	459500	637	96	15.1	43	81.1	10	18.9
ESCONDIDO	459510	688	138	20.1	82	95.3	4	4.7
ESCONDIDO	459560	996	159	16.0	87	90.6	9	9.4
ESCONDIDO	459600	687	152	22.1	102	91.1	10	8.9
POWAY	461200	733	135	18.4	66	94.3	4	5.7
POWAY	461210	958	193	20.1	109	91.6	10	8.4
POWAY	461240	387	63	16.3	37	90.2	4	9.8
POWAY	461260	1,020	248	24.3	143	92.9	11	7.1
POWAY	461270	457	107	23.4	64	98.5	1	1.5
POWAY	461290	1,024	233	22.8	144	87.8	20	12.2
POWAY	461310	573	98	17.1	45	86.5	7	13.5
POWAY	461400	1,145	172	15.0	75	86.2	12	13.8
POWAY	461410	917	142	15.5	58	81.7	13	18.3
POWAY	461420	885	140	15.8	65	89.0	8	11.0
POWAY	461500	818	161	19.7	85	89.5	10	10.5

COUNTY OF SAN DIEGO  
SPECIAL GENERAL ELECTION  
76TH ASSEMBLY DISTRICT  
OCTOBER 3, 1989

76TH ASSEMBLY DISTRICT

		REGISTRATION	BLTS	TURNS	HUNTER	CORREIA	Dem	%
PDWAY	461510	852	172	20.2	69	90.8	7	9.2
POWAY	461600	869	172	19.8	51	70.8	21	29.2
POWAY	461640	391	69	17.6	25	92.6	2	7.4
PDWAY	461700	515	113	21.9	48	73.8	17	26.2
PDWAY	461710	767	134	17.5	53	84.1	10	15.9
PDWAY	461720	830	171	20.6	76	82.6	16	17.4
PDWAY	461800	717	143	19.9	67	82.7	14	17.3
PDWAY	461820	601	96	16.0	45	81.8	10	18.2
PDWAY	461830	796	117	14.7	50	69.4	22	30.6
POWAY	461910	605	114	18.8	53	79.1	14	20.9
POWAY	462000	957	204	21.3	91	78.4	25	21.6
POWAY	462020	327	88	26.9	48	85.7	8	14.3
POWAY	462100	538	103	19.1	58	86.6	9	13.4
POWAY	462110	605	86	14.2	31	75.6	10	24.4
POWAY	462310	893	181	20.3	52	67.5	25	32.5
POWAY	462400	975	151	15.5	57	73.1	21	26.9
POWAY	462410	523	119	22.8	49	80.3	12	19.7
POWAY	462500	1,044	130	12.5	59	86.8	9	13.2
POWAY	462600	710	102	14.4	33	73.3	12	26.7
PEPPER GROVE	479170	1,002	87	8.7	28	66.7	14	33.3
PEPPER GROVE	479400	440	72	16.4	30	76.9	9	23.1
HELIX	494000	852	155	18.2	78	84.8	14	15.2
HELIX	494800	806	81	10.0	32	76.2	10	23.8
HELIX	494900	699	117	16.7	61	85.9	10	14.1
HELIX	495000	903	146	16.2	64	90.1	7	9.9
HELIX	495200	719	83	11.5	42	77.8	12	22.2
HELIX	495300	425	34	8.0	18	81.8	4	18.2
SPRING VALLEY	500000	898	87	9.7	36	69.2	16	30.8
SPRING VALLEY	500010	427	73	17.1	27	65.9	14	34.1
SPRING VALLEY	500020	684	84	12.3	45	90.0	5	10.0
SPRING VALLEY	500030	587	88	15.0	29	63.0	17	37.0
SPRING VALLEY	500050	765	99	12.9	55	93.2	4	6.8
SPRING VALLEY	500070	538	81	15.1	29	67.4	14	32.6
SPRING VALLEY	500090	667	119	17.8	49	79.0	13	21.0

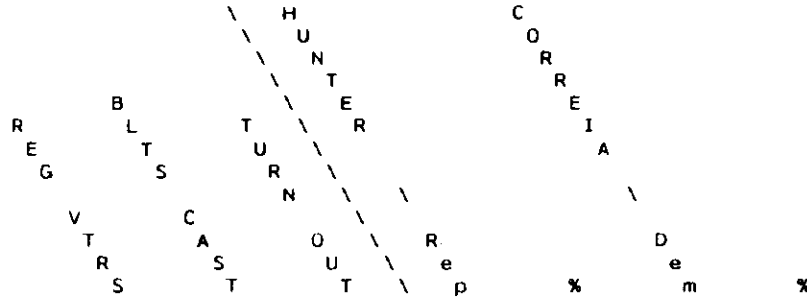
COUNTY OF SAN DIEGO  
SPECIAL GENERAL ELECTION  
76TH ASSEMBLY DISTRICT  
OCTOBER 3, 1989

76TH ASSEMBLY DISTRICT

		REGISTRATION			HUNTER		CORREIA	
		REGISTRATION	CAST	TURNOUT	REP	%	DEM	%
SPRING VALLEY 500110	833	118	14.2	41	73.2	15	26.8	
SPRING VALLEY 50013D	825	78	9.5	44	75.9	14	24.1	
SPRING VALLEY 501600	305	40	13.1	18	66.7	9	33.3	
SWEETWATER 502200	919	139	15.1	69	81.2	16	18.8	
BONITA 510710	729	121	16.6	57	90.5	6	9.5	
BONITA 510720	855	179	20.9	101	83.5	20	16.5	
BDNITA 510730	415	78	18.8	44	83.0	9	17.0	
BDNITA 511D00	1,017	144	14.2	92	88.5	12	11.5	
CHULA VISTA 528900	721	115	16.0	61	78.2	17	21.8	
CHULA VISTA 528910	780	92	11.8	43	78.2	12	21.8	
CHULA VISTA 528920	1,103	101	9.2	50	82.0	11	18.0	
CHULA VISTA 529000	553	140	25.3	80	84.2	15	15.8	
CHULA VISTA 532490	771	81	10.5	42	89.4	5	10.6	
CHULA VISTA 532500	651	114	17.5	56	81.2	13	18.8	
CHULA VISTA 532590	871	103	11.8	57	78.1	16	21.9	
CHULA VISTA 532600	1,015	141	13.9	86	88.7	11	11.3	
CHULA VISTA 532610	883	78	8.8	44	89.8	5	10.2	
CHULA VISTA 532630	1,027	104	10.1	53	72.6	20	27.4	
CHULA VISTA 532640	724	72	9.9	43	82.7	9	17.3	
CHULA VISTA 532660	731	51	7.0	27	75.0	9	25.0	
CHULA VISTA 532710	260	86	33.1	29	52.7	26	47.3	
CHULA VISTA 532720	760	90	11.8	48	90.6	5	9.4	
CHULA VISTA 532770	509	54	10.6	28	71.8	11	28.2	
PALOMAR 542500	164	54	32.9	29	78.4	8	21.6	
WARNERS 543500	411	48	11.7	19	79.2	5	20.8	
BALLENA 545500	305	57	18.7	19	63.3	11	36.7	
RAMONA 546500	818	145	17.7	53	69.7	23	30.3	
RAMONA 546600	609	105	17.2	37	84.1	7	15.9	
RAMONA 546700	944	149	15.8	51	76.1	16	23.9	
RAMONA 546710	639	167	26.1	94	96.9	3	3.1	
RAMONA 546730	803	139	17.3	57	86.4	9	13.6	
RAMONA 546740	764	142	18.6	52	80.0	13	20.0	
RAMONA 546750	546	124	22.7	43	74.1	15	25.9	
RAMONA 546760	781	114	14.6	55	93.2	4	6.8	

COUNTY OF SAN DIEGO  
SPECIAL GENERAL ELECTION  
76TH ASSEMBLY DISTRICT  
OCTOBER 3, 1989

76TH ASSEMBLY DISTRICT



		R	V	C	H	C	R	D	
		E	T	A	U	O	R	e	%
		G	R	S	N	R	e	m	%
			S	T	T	p			
RAMONA	546800	647	117	18.1	34	63.0	20	37.0	
RAMONA	546900	964	200	20.7	73	79.3	19	20.7	
RAMONA	546910	685	124	18.1	35	77.8	10	22.2	
RAMONA	547000	849	112	13.2	35	66.0	18	34.0	
RAMONA	547010	717	111	15.5	36	83.7	7	16.3	
RAMONA	547100	1,222	204	16.7	89	87.3	13	12.7	
RAMONA	547200	765	115	15.0	48	75.0	16	25.0	
RAMONA	547250	197	30	15.2	10	83.3	2	16.7	
LAKESIDE	548400	1,034	141	13.6	42	73.7	15	26.3	
LAKESIDE	548800	750	113	15.1	45	80.4	11	19.6	
LAKESIDE	548900	680	101	14.9	27	62.8	16	37.2	
LAKESIDE	549000	1,061	191	18.0	81	80.2	20	19.8	
LAKESIDE	549020	1,043	152	14.6	44	72.1	17	27.9	
LAKESIDE	549200	923	138	15.0	20	80.0	5	20.0	
LAKESIDE	549220	1,208	84	7.0	25	67.6	12	32.4	
LAKESIDE	549300	502	97	19.3	24	63.2	14	36.8	
LAKESIDE	549310	386	131	33.9	61	78.2	17	21.8	
LAKESIDE	549400	1,195	150	12.6	43	89.6	5	10.4	
LAKESIDE	549500	1,148	127	11.1	30	83.3	6	16.7	
LAKESIDE	550000	1,138	97	8.5	31	77.5	9	22.5	
LAKESIDE	550110	586	83	14.2	30	62.5	18	37.5	
LAKEVIEW FLIN	551500	871	143	16.4	44	71.0	18	29.0	
LAKEVIEW FLIN	551510	1,099	136	12.4	41	65.1	22	34.9	
LAKEVIEW FLIN	551700	1,031	174	16.9	60	67.4	29	32.6	
LAKEVIEW FLIN	551800	1,206	146	12.1	62	78.5	17	21.5	
LAKEVIEW FLIN	552010	903	145	16.1	56	80.0	14	20.0	
LAKEVIEW FLIN	552030	823	115	14.0	54	85.7	9	14.3	
LAKEVIEW FLIN	552110	746	182	24.4	73	69.5	32	30.5	
LAKEVIEW FLIN	552200	246	41	16.7	14	87.5	2	12.5	
HARBISON	553100	546	57	10.4	19	73.1	7	26.9	
ALPINE	554300	1,010	154	15.2	56	82.4	12	17.6	
ALPINE	554390	497	49	9.9	13	81.3	3	18.8	
ALPINE	554500	664	91	13.7	31	62.0	19	38.0	
ALPINE	554510	438	70	16.0	25	96.2	1	3.8	

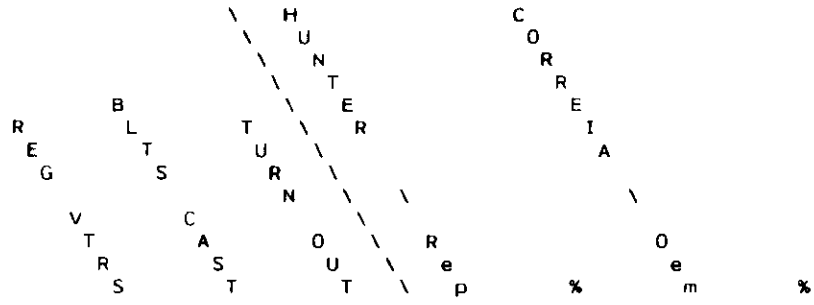
COUNTY OF SAN DIEGO  
SPECIAL GENERAL ELECTION  
76TH ASSEMBLY DISTRICT  
OCTOBER 3, 1989

76TH ASSEMBLY DISTRICT

		R E G I S T E R S	B L T S	T U R N O U T	H U N T E R	C D R E I A	R e p e s e n t a t i v e	%	%
ALPINE	554600	615	77	12.5	29	85.3	5	14.7	
ALPINE	554610	594	108	18.2	41	73.2	15	26.8	
ALPINE	554700	1,153	151	13.1	66	84.6	12	15.4	
DEHESA	555800	573	93	16.2	43	82.7	9	17.3	
CREST	557400	1,068	148	13.9	57	78.1	16	21.9	
CREST	557600	577	101	17.5	36	67.9	17	32.1	
VALLE DE ORD	558550	582	81	13.9	40	88.9	5	11.1	
VALLE DE DRD	558600	658	73	11.1	32	78.0	9	22.0	
VALLE DE DRD	558620	611	40	6.5	16	72.7	6	27.3	
VALLE DE DRD	558650	1,104	68	6.2	32	84.2	6	15.8	
VALLE DE DRD	558670	933	126	13.5	56	84.8	10	15.2	
VALLE DE ORD	558680	737	68	9.2	23	69.7	10	30.3	
VALLE DE ORO	558690	867	69	8.0	22	78.6	6	21.4	
VALLE DE ORO	558700	522	87	16.7	31	83.8	6	16.2	
VALLE DE ORO	558900	841	105	12.5	60	90.9	6	9.1	
VALLE DE DRD	559600	795	98	12.3	38	90.5	4	9.5	
RANCHO EL CAJ	560150	754	87	11.5	28	70.0	12	30.0	
RANCHO EL CAJ	560200	772	89	11.5	27	62.8	16	37.2	
JAMUL	562900	970	111	11.4	38	80.9	9	19.1	
JAMUL	563390	406	49	12.1	17	81.0	4	19.0	
BORREGO	565400	545	110	20.2	54	77.1	16	22.9	
BORREGO	565410	591	160	27.1	90	90.0	10	10.0	
JULIAN	567500	243	57	23.5	23	71.9	9	28.1	
JULIAN	567530	1,330	297	22.3	117	74.1	41	25.9	
DESCANSO	569200	922	140	15.2	50	83.3	10	16.7	
JAPATUL	570200	189	21	11.1	9	56.3	7	43.8	
PINE VALLEY	571800	777	168	21.6	51	77.3	15	22.7	
DECL AV 888001		1,040	430	41.3	207	66.3	105	33.7	
DECL AV 888003		837	295	35.2	150	79.8	38	20.2	
DECL AV 888004		491	215	43.8	114	79.7	29	20.3	
DECL AV 888005		383	169	44.1	75	78.9	20	21.1	
DECL AV 888006		1,435	502	35.0	266	77.1	79	22.9	
DECL AV 888007									
DECL AV 888008		38	6	15.8	2	50.0	2	50.0	

COUNTY OF SAN DIEGO  
SPECIAL GENERAL ELECTION  
76TH ASSEMBLY DISTRICT  
OCTOBER 3, 1989

76TH ASSEMBLY DISTRICT



				%		%
RQSTD AV 999001	283	155	77.9	44	22.1	
RQSTD AV 999002	366	207	87.3	30	12.7	
RQSTD AV 999003	3,731	1,487	81.3	343	18.7	
RQSTD AV 999004	1,317	697	88.9	87	11.1	
RQSTD AV 999005	57	12	66.7	6	33.3	
RQSTD AV 999006	4,680	1,819	78.0	513	22.0	
RQSTD AV 999007	563	295	83.1	60	16.9	
RQSTD AV 999008	294	172	84.7	31	15.3	



COUNTY OF SAN DIEGO  
SPECIAL GENERAL ELECTION  
76TH ASSEMBLY DISTRICT  
OCTOBER 3, 1989

76TH ASSEMBLY DISTRICT

	REGISTRATION		VOTERS		CORRECTIONS		DEMENTS	
	REG	BLTS	TURN	OUT	%	Dem	%	
TOTAL	175,771	41,094	23.4	17,797	81.1	4,157	18.9	
POLLS	171,547	28,186	16.4	12,139	81.4	2,770	18.6	
DECLARED AV	4,224	1,617	38.3	814	74.9	273	25.1	
REQUESTED AV		11,291		4,844	81.3	1,114	18.7	
41ST CONGRESSIONAL	7,595	1,411	18.6	694	83.0	142	17.0	
43RD CONGRESSIONAL	52,320	13,274	25.4	5,426	81.1	1,261	18.9	
44TH CONGRESSIONAL	9,092	1,776	19.5	934	82.0	205	18.0	
45TH CONGRESSIDNAL	106,764	24,633	23.1	10,743	80.8	2,549	19.2	
37TH SENATORIAL	5,101	1,607	31.5	745	74.6	253	25.4	
38TH SENATORIAL	73,523	19,078	25.9	8,570	83.6	1,679	16.4	
39TH SENATORIAL	82,429	17,562	21.3	6,954	78.6	1,891	21.4	
40TH SENATDRIAL	14,718	2,847	19.3	1,528	82.1	334	17.9	