














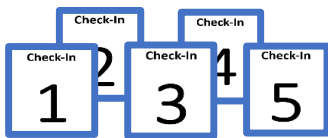










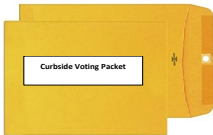







Vote Center Station Supplies



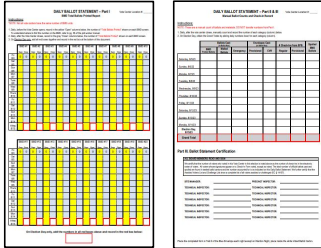
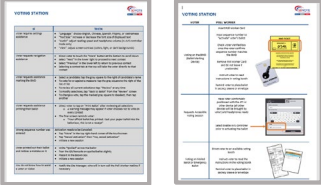







Mail Ballot Station		
Item	Image	Purpose
1 Mail Ballot Bag		Completed mail ballots in envelopes are deposited in the Mail Ballot Bag when voters drop them off at the Vote Center.
2 "I Voted" Sticker		Given to the voter after their ballot is deposited into the Mail Ballot Bag.
3 Mail Ballot Signature Form Envelope		If a voter returns a Mail Ballot Signature Form or a Verification Statement to the Vote Center, it is placed inside this envelope for return to the ROV. A voter must fill out this document for one of the following reasons: Vote-by-mail or Provisional envelope not signed by voter or signature could not be verified on voter's Vote-by-mail or Provisional envelope.
4 Glue Stick		Used to seal Provisional / Conditional Registration Envelopes. Also used at the mail ballot Station to seal Mail Ballot Envelopes.
5 Replacement Mail Ballot Envelope		Provided to a voter that brings in the ballot they received in the mail but does not have the return mail ballot envelope.
6 Safety Vest		Worn by Poll Workers when performing any duty outside the vote center.
Greeter Station		
Item	Image	Purpose
7 Check-In Form		Every voter who is voting in person will complete and sign a Check-In form. This form comes in all five federally mandated languages.
8 "Languages Spoken Here" Table Tent		Used to indicate which additional languages are spoken at the Vote Center, both at the Greeter Station and the Voter Access Table
9 Observer Sign-In		Used for observers to sign in when visiting a Vote Center to observe the election process.
Check-In Station		
Item	Image	Purpose
10 BMD Ticket		Ticket with the voter's sequence number. Created at the Check-In station so that the correct ballot can be activated on BMD.

Check-In Station (continued)






Item	Image	Purpose
11 Brown Box		Used to collect spoiled ballots, surrendered mail ballots/envelopes, used BMD and Wait Time Tickets.
12 Envelope - Conditional Voter Registration (CVR)		A conditional voter will place their voted BMD ballot in a green Conditional Voter Registration (CVR) Envelope
13 Envelope - Provisional		A provisional voter will place their voted BMD ballot in a peach Provisional Envelope
14 Provisional / Conditional Voter Registration Status Card		Provided only to Provisional or Conditional Registration Voters. Provisional and CVR voters can call the telephone number listed on this card 30 days after the election to determine the status of their ballot.
15 ePollbook (EPB)		Electronic roster used to locate voter's registration and to check in voters. An EPB is also placed at the Site Manager's table.
15 Check-In Station Numbers		Used to indicate to voters available check-in station to proceed to.
16 Qualified Write-in Candidates Posting		Used to communicate to voters qualified candidates whose names are not printed on the ballot.
17 Secrecy Sleeve		Voter's ballot goes inside to maintain voter privacy before ballot is cast into the official ballot box.
18 Signature Guide		Used by specific needs voters as a guide to help localize signature fields on envelopes, Check-In forms or Electronic Poll Book (EPB).
19 US Flag		Displayed prominently inside the Vote Center near the Check-In Station, stands as a symbol of American principles, including democracy, justice and freedom.
20 Voter Help Card		One side outlines language assistance services and how the voter can access them. The other side provides the Registrar of Voters' phone numbers, sdvote.com web page, Secretary of State phone numbers as well as accessibility assistance services that are available for voters. Placed at the Greeter Station, Voter Access Table and Check-In Station

Voting Station		
Item	Image	Purpose
21 Ballot Marking Device (BMD)		The Ballot Marking Device is used by in-person voters to mark their ballot (if not voting the ballot they received in the mail). Does NOT store any voter information.
21 Poll Worker Card		Used by the TI at the Voting Station to activate the correct ballot on the BMD for every voter using the BMD to mark their ballot.
22 Voting Booth – Accessible (BMD Table without BMD)		Used by voters to mark a paper ballot in private. Will accommodate a chair or wheelchair.
23 Voting Booth (cardboard)		Used by voters to mark their Carry-In Ballot privately.
24 ADA Cart with BMD		Used to assist a voter who is voting curbside
25 Curbside Voting Kit		The curbside voting kit contains forms needed to assist a curbside voter. The envelope will contain: Check-In Form, secrecy sleeve, Provisional envelope, CVR envelope, specific needs survey, PROV/CVR status card, and an "I Voted" sticker.
Checkout Station		
Item	Image	Purpose
26 Official Ballot Box		The Official Ballot Box is where poll workers will deposit voted ballots presented by voters in either a secrecy sleeve or an envelope.
27 Glue Stick		Used to seal Provisional / Conditional Registration Envelopes. Also used at the mail ballot Station to seal Mail Ballot Envelopes.
27 "I Voted" Sticker		Given to voters after the voted ballot is deposited into the Official Ballot Box.
Site Manager Table		
Item	Image	Purpose
28 Assisted Voter List		Voters can receive assistance to mark their ballot. The person assisting cannot be their employer or union representative. Every voter who is assisted in marking their ballot must be listed on the assisted voter list.
29 Blue Envelope		The Blue Envelope holds important documents and daily forms used throughout the election. Only on Election Night, the Blue Envelope will be returned along with the rest of the voted materials to DART (Dispatch And Return Team).



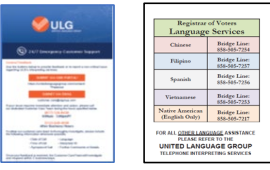



Site Manager Table (continued)

Item	Image	Purpose
30 Check-In Form Security Envelope		Secures completed Check-In Forms each night. Found in the Blue Envelope Tab 3.
31 Form - Chain of Custody		This form is completed by the Site Manager and Precinct Inspector to document the items being delivered to DART. It is located in the Blue Envelope, TAB 6
32 Form - Daily Ballot Statement		Completed each day. Records the number of total ballots printed on the BMDs (Part I), BMD Ballot, Carry-In Ballots, Emergency Ballots, CVR Envelopes, Provisional Envelopes cast and EPB check-ins (Part II), Ballot Statement Certification - Board Signatures (Part III). Found in the Blue Envelope, Tab 6.
33 Job Aids		Quick reference tools used by Poll Workers that provide solutions and instructions on how to assist voters. Placed at all Vote Center Stations. Found in the Blue Envelope Tab 2.
34 Poll Worker Checklist		Checklist of tasks to be completed throughout the election cycle. Found in the Blue Envelope Tab 2.
35 Wait Time Ticket		Used daily to track voter wait times at vote centers. Tickets and instructions are found in the Blue Envelope, Tab 6.
36 Cradlepoint		Provides secure Wi-Fi connectivity to the e-Pollbook (EPB) and laptop. The Site Manager table is a suggested location, but it can be moved as needed based on connectivity or outlet availability.
37 Multi Factor Authentication Token (MFA Token)		A device used to generate one-time, authentication credentials. Stored in the Official Ball Pouch.
37 Vote Center Laptop		Used by the Site Manager or Precinct Inspector to access Precincting App, Street Index, and Outlook.
38 Red Bag		Used to secure voted ballots in Provisional and CVR envelopes, and the Check-In Form Security Envelope with completed Check-In forms.
39 Emergency Ballot		Used if there is a unanticipated event and loss of power occurs.










Site Manager Table (continued)

Item	Image	Purpose
40 Official Ballot Pouch		Contains locks and seals. Stored in the Laptop Bag.
41 Closing Blue Security Seal		Used to seal the Brown Box (surrendered/spoiled ballots) and the White Ballot Carton at the end of each voting day.
42 Red and Green Cable Locks.		Locks used on the BMD monitor, BMD Security Bags and BMD Printer Security Bags at opening.
41 Red Tab Lock		Used to lock and secure the Official Ballot Box, Mail Ballot Bag and the Red Bag.
43 Table Cloths		Plastic tablecloth to be used as needed.

Voter Access Table

Item	Image	Purpose
44 American Sign Language		The American Sign Language Flyer provides information on how to access language and translation services in sign language. Call the poll worker hotline for an authentication code.
45 Facsimile/Reference Ballots		Used by voters to compare the English ballot to a language ballot of their preference. Language available at all vote centers: English, Chinese, Spanish, Filipino, Vietnamese, Arabic, Japanese, Korean, Laotian, Persian, and Somali.
46 Language Flyer		The United Language Group Flyer (ULG Flyer) provides information on how to access language and translation services.
47 Specific Needs Survey		Feedback survey for voters to complete and mail back to the ROV to describe their voting experience as it relates to accessibility services.
48 Voter Assistance Poster		Displayed at the Voter Access Table to let voters know that assistance is available in different languages.
49 Voter Help Card		One side outlines language assistance services and how the voter can access them. The other side provides the Registrar of Voters phone numbers, sdvote.com web page, Secretary of State phone numbers as well as accessibility assistance services available for voters.

Posters and Signs

Item	Image	Purpose / Posting Location
50 Required Postings/Posted Items Display Poster (DOJ)		Legal posting of rules and guidelines posted inside the Vote Center near the greeter station. Posting Location: Inside vote center near the entrance. Posting Location: Inside vote center near the entrance.
51 Observer Policy and Procedures		Guidelines for Observers and Media to follow and posted near the entrance to the Vote Center. Every Visitor will be directed to read prior to observation or visit. Posting Location: Inside vote center near the entrance.
53 Notice Regarding Prohibition of Electioneering and Corruption of the Voting Process Posters		Posters outlining Prohibited Electioneering Activities and Corrupting the Voting Process. Posted inside the Vote Center near the entrance in all five federally mandated languages. Must be easily visible to anyone entering. Posting Location: Inside vote center near the entrance.
54 Polling Place Signs		Used to guide voters and poll workers to the Vote Center. Posting Location: Outside vote center at nearby intersections and entrances to guide voters and poll workers to the vote center.
55 Voter Bill of Rights		Displayed just outside the entrance to the Vote Center. There are 5 posters, one in each of the 5 languages: Chinese, English, Filipino, Spanish, and Vietnamese. Posting Location: Outside vote center near the entrance. Post each language separately. Also posted inside included on the Required Postings Poster (DOJ).
56 Elections in California Guide		Posting Location: Posted inside near the entrance of the vote center as well as outside the vote center.
57 Vote Here		An A-frame sign placed outside at the entrance to the Vote Center. Posting Location: Outside vote center at the entrance.
58 Feather Flag		Used to draw attention to the Vote Center. Posting Location: Outside vote center in a location that draws attention to vote center
59 Curbside Voting		Displayed outside of the Vote Center to designate the location for voters to vote curbside. Posting Location: Outside vote center near the entrance. Note: Do not place in ADA parking space.